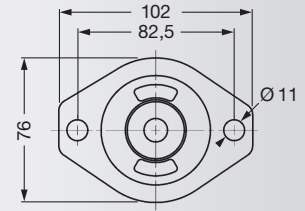
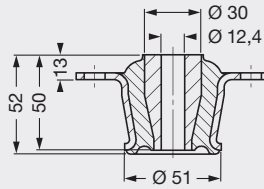
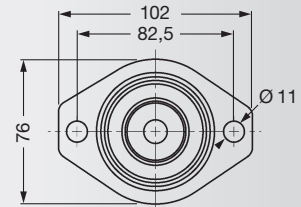
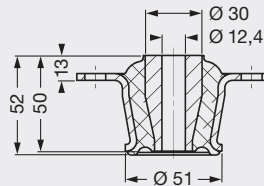


SCHWINGMETALL® Konuslager

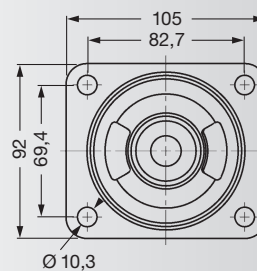
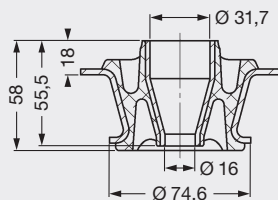


Form-Nr. 210356

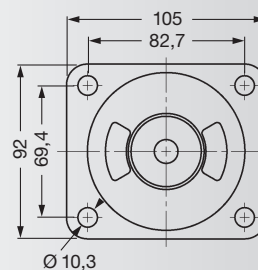
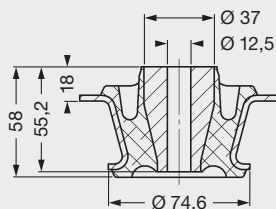


Form-Nr. 210355

Federsteifigkeiten			max. Belastungen			Masse Stück [kg]	Elastomer Härte [Shore A]	Form-Nr.	Artikel-Nr.
C _x [N/mm]	C _y [N/mm]	C _z [N/mm]	F _x [N]	F _y [N]	F _z [N]				
1000	480	180	2100	1010	650	0,47	40	210356	4000004934
1700	1010	320	3400	2020	1120	0,47	55	210356	4000004935
2500	1500	460	4750	2850	1560	0,47	65	210356	4000004936
1150	1150	270	2420	2420	970	0,48	40	210355	4000004931
2000	2000	490	4000	4000	1720	0,48	55	210355	4000004932
2700	2700	670	5130	5130	2280	0,48	65	210355	4000004933
340	640	160	1360	2560	740	0,55	40	210352	4000004925
570	1050	270	2220	4100	1220	0,55	55	210352	4000004926
900	1650	380	3420	6270	1670	0,55	65	210352	4000004927
580	760	200	2320	3040	920	0,75	40	210352A	4000004928
970	1190	340	3780	4640	1530	0,75	55	210352A	4000004929
1350	1790	470	5130	6800	2070	0,75	65	210352A	4000004930
770	770	240	3080	3080	1100	0,57	40	210089	4000004922
1260	1260	400	4910	4910	1800	0,57	55	210089	4000004923
2000	2000	580	7600	7600	2550	0,57	65	210089	4000004924
1140	1140	390	5700	5700	1800	1,10	40	210444	4000004937
1680	1680	670	7970	7970	3000	1,10	55	210444	4000004938
2240	2240	970	10080	10080	4400	1,10	65	210444	4000004939
1040	1040	440	4000	4000	1200	2,10	55	210470	4000004940
1600	1600	710	6400	6400	1900	2,10	65	210470	4000004941
2470	2470	1170	8000	8000	3000	2,10	75	210470	4000004942



Form-Nr. 210352



Form-Nr. 210352A

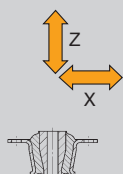
Form-Nr. 210089

Form-Nr. 210444

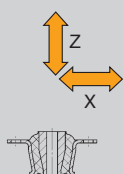
Form-Nr. 210470

siehe Seite 38–39 ►

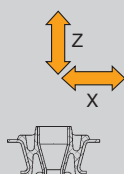
Belastungsrichtungen



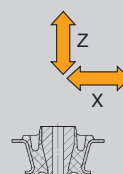
Belastungsrichtungen



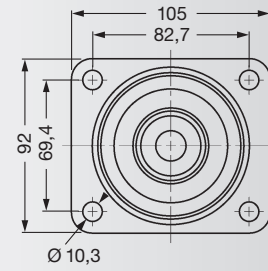
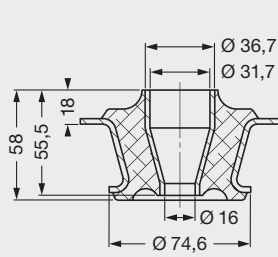
Belastungsrichtungen



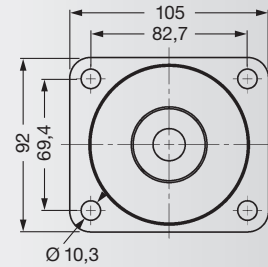
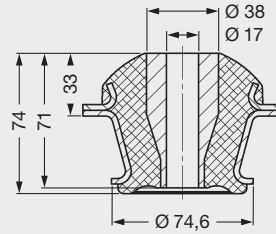
Belastungsrichtungen



SCHWINGMETALL® Konuslager



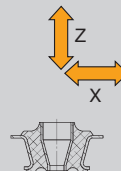
Form-Nr. 210089



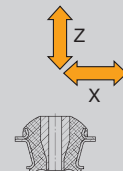
Form-Nr. 210444

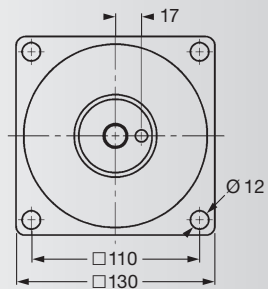
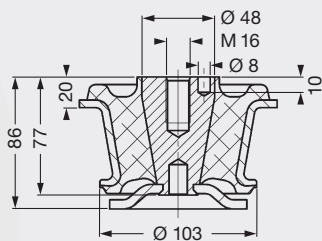

◀ Tabelle Konuslager siehe Seite 36

Belastungsrichtungen



Belastungsrichtungen





Form-Nr. 210470

Belastungsrichtungen

